

THE HIGH COURT OF ORISSA : CUTTACK

BENCH COMPOSITION FOR 29/05/2026

(ALL BENCHES WILL FUNCTION THROUGH VIRTUAL MODE)

V.C.Link	Hon'ble Judge(s)	Sitting Time
20 7TH FLOOR THROUGH VIRTUAL MODE Please refer to detail notice for more information.	MR. JUSTICE K.R.MOHAPATRA MR. JUSTICE M.S.SAHOO	11:00 A.M.
20 7TH FLOOR THROUGH VIRTUAL MODE Please refer to detail notice for more information.	MR. JUSTICE K.R.MOHAPATRA	AFTER D.B.
9 5TH FLOOR THROUGH VIRTUAL MODE Please refer to detail notice for more information.	MR. JUSTICE M.S.SAHOO	AFTER D.B.
3 (OLD BUILDING) THROUGH VIRTUAL MODE Please refer to detail notice for more information.	MR. JUSTICE R.K.PATTANAİK	11:00 A.M.
14 6TH FLOOR THROUGH VIRTUAL MODE Please refer to detail notice for more information.	MR. JUSTICE M.S.RAMAN	11:00 A.M

Date: 27/05/2026

THE HIGH COURT OF ORISSA, CUTTACK

NOTICE

As directed, all the Vacation Benches will function through virtual mode during Summer Vacation, 2026.

Instructions in this notice as well as the guidelines and manual under Annexure-I and Annexure-II may be referred to for video conferencing mode on Zoom VC Platform. The Standard Operating Procedure dated 11.02.2021 uploaded in the Website of the Court shall be strictly followed.

As directed, Hon'ble Shri Justice K.R. Mohapatra & Hon'ble Shri Justice M.S. Sahoo will sit in Division Bench at 11.00 A.M., on Friday, the 29th May, 2026 and take up the matters published for Their Lordships' Division Bench. After this Bench, Hon'ble Shri

Justice K.R. Mohapatra will sit Singly and take up the matters published for His Lordship's Single Bench.

Hon'ble Shri Justice M.S. Sahoo will sit Singly after rising of the Division Bench of Hon'ble Shri Justice K.R. Mohapatra & Hon'ble Shri Justice M.S. Sahoo and take up the matters published for His Lordship's Single Bench.

Hon'ble Shri Justice R.K. Pattanaik will sit Singly at 11.00 A.M. and take up the matters published under the heading, 'for Judgement' for His Lordship's Single Bench.

Hon'ble Shri Justice M.S. Raman will sit Singly at 11.00 A.M. and take up the matters published for His Lordship's Single Bench.

Cause Lists have been uploaded in the website of the Court separately.

The Hon'ble Court have been pleased to direct that both sides printing of petitions and affidavits in the High Court of Orissa will be permissible w.e.f. 1st November, 2021 at the option of the filing Lawyers/parties vide Notification No.1090/R dtd.28.10.2021.

The following arrangements have been made for functioning of the Courts.

1. Filing of cases and documents:

All the urgent matters which cannot wait till reopening of the Court may be filed in the Computer Filing Counter between 11.00 A.M. and 12.00 Noon on the working days during the Summer Vacation, 2026.

2. Appearance from remote locations through Video Conferencing:

The Benches will function through Video Conferencing Mode on ZOOM VC Platform. All cases shall ordinarily be taken up as per their serial number in the cause lists.

Parties in person as well as the Advocates who have obtained to appear through virtual mode, shall watch the website of the Court's display board at www.ohcdb.in and join the hearing at least two items before their serial number as per the cause list.

3. Filing of Mention Memos:

For listing of urgent cases, mention may be made by dropping mention memos in the Drop Box kept in the office of the Deputy

Registrar (Judicial) between 11 A.M. to 12.00 Noon on 25.05.2026 (for 26.05.2026), on 27.05.2026 (for 29.05.2026), on 01.06.2026 (for 02.06.2026), on 04.06.2026 (for 05.06.2026), on 08.06.2026 (for 09.06.2026), on 11.06.2026 (for 12.06.2026), on 12.06.2026 (for 17.06.2026) and on 18.06.2026 (for 19.06.2026) i.e. before the dates of sitting of Benches during the Summer Vacation, 2026.

The Civil and Criminal matters filed from 20th May, 2026 onwards will be listed on the ground of urgency. Unlisted/fresh anticipatory and regular Bail Applications shall be listed chronologically irrespective of date of filing.

All concerned are requested to follow the Standard Operating Procedure (SOP) issued on 11.02.2021 for hearing of cases through Virtual Mode.

In order to get advance notification regarding any upcoming broadcast in the Court's YouTube channel, users may subscribe to the channel and click the bell icon.

Defect List:- A list of cases where defect/defects are there has been prepared and published separately in the Website of Hon'ble Court under the caption "New Cases Filed/ Defect List". Learned counsel are requested to go through the same and take steps for removal of defects.

(The V.C. links and helpline numbers for various benches are provided in the following pages)

Bench	Link for appearing through VC before Bench	Helpline Number
Hon'ble Shri Justice K.R.Mohapatra and Hon'ble Shri Justice M.S.Sahoo	https://us02web.zoom.us/j/81163400043?pwd=OTVzY1E2UVk0RUZaelZyQUk3a043dz09 Meeting ID: 811 6340 0043 Passcode: 1234	8114749454

**The Cases which are passed over by the Division Bench of Hon'ble Shri Justice K.R.Mohapatra and Hon'ble Shri Justice Justice M.S.Sahoo may be taken up as and when directed by the Bench.

- 1. Learned Counsel / Party-in-person are requested to join the Video Conferencing for their respective items / cases by entering their name / identity and item number in correct manner.**

2. **Learned Counsel / Party-in-person are requested to not switch OFF their camera as long as they are connected in the Video Conferencing session.**

3. **Connectivity of Learned Counsel / Party-in-person to VC session may be subject to compliance of (1), (2) and (3) above. If any participant in the Video Conferencing session is found to have joined without having entered his/her name / identity and item number in correct manner or if any participant is found to be keeping the camera turned OFF during the Video Conferencing then such participant(s) may be disconnected from the VC session or dealt with in the manner directed by the Hon'ble Bench.**

Bench	Link for appearing through VC before Bench	Helpline Number
Hon'ble Shri Justice K.R.Mohapatra	https://us02web.zoom.us/j/81163400043?pwd=OTVzY1E2UVk0RUZaelZyQUk3a043dz09 Meeting ID: 811 6340 0043 Passcode: 1234	8114749454

**The Cases which are passed over by the Single Bench of Hon'ble Shri Justice K.R.Mohapatra may be taken up as and when directed by the Bench.

1. **Learned Counsel / Party-in-person are requested to join the Video Conferencing for their respective items / cases by entering their name / identity and item number in correct manner.**

2. **Learned Counsel / Party-in-person are requested to not switch OFF their camera as long as they are connected in the Video Conferencing session.**

3. **Connectivity of Learned Counsel / Party-in-person to VC session may be subject to compliance of (1), (2) and (3) above. If any participant in the Video Conferencing session is found to have joined without having entered his/her name / identity and item number in correct manner or if any participant is found to be keeping the camera turned OFF during the Video Conferencing then such participant(s) may be disconnected from the VC session or dealt with in the manner directed by the Hon'ble Bench.**

Bench	Link for appearing through VC before Bench	Helpline Number
Hon'ble Shri Justice M.S.Sahoo	https://orissahighcourt-nic-in.zoom.us/j/92018253836?pwd=9XRiRQQtSyuHSUmGfMH0lrjDbn0z.1 Meeting ID: 920 1825 3836 Passcode: 1234	7749965524

****The Cases which are passed over by the Single Bench of Hon'ble Shri Justice M.S.Sahoo may be taken up as and when directed by the Bench.**

- 1. Learned Counsel / Party-in-person are requested to join the Video Conferencing for their respective items / cases by entering their name / identity and item number in correct manner.**
- 2. Learned Counsel / Party-in-person are requested to not switch OFF their camera as long as they are connected in the Video Conferencing session.**
- 3. Connectivity of Learned Counsel / Party-in-person to VC session may be subject to compliance of (1), (2) and (3) above. If any participant in the Video Conferencing session is found to have joined without having entered his/her name / identity and item number in correct manner or if any participant is found to be keeping the camera turned OFF during the Video Conferencing then such participant(s) may be disconnected from the VC session or dealt with in the manner directed by the Hon'ble Bench.**

Bench	Link for appearing through VC before Bench	Helpline Number
Hon'ble Shri Justice R.K.Pattanaik	https://zoom.us/j/93486190023?pwd=SThwNmdlNTg1azhzTElCYnlzZU1NUT09 Meeting ID: 934 8619 0023 Passcode: 1234	7377993370

****The Cases which are passed over by the Single Bench of Hon'ble Shri Justice R.K.Pattanaik may be taken up as and when directed by the Bench.**

- 1. Learned Counsel / Party-in-person are requested to join the Video Conferencing for their respective items / cases by entering their name / identity and item number in correct manner.**
- 2. Learned Counsel / Party-in-person are requested to not switch OFF their camera as long as they are connected in the Video Conferencing session.**
- 3. Connectivity of Learned Counsel / Party-in-person to VC session may be subject to compliance of (1), (2) and (3) above. If any participant in the Video Conferencing session is found to have joined without having entered his/her name / identity and item number in correct manner or if any participant is found to be keeping the camera turned OFF during the Video Conferencing then such participant(s) may be disconnected from the VC session or dealt with in the manner directed by the Hon'ble Bench.**

Bench	Link for appearing through VC before Bench	Helpline Number
Hon'ble Shri Justice M.S.Raman	https://zoom.us/j/93692458325?pwd=VHc0bGFUNWtkSWhGd0dGWjV2RkdnZz09 Meeting ID: 936 9245 8325 Passcode: 1234	9777665868

****The Cases which are passed over by the Single Bench of Hon'ble Shri Justice M.S.Raman may be taken up as and when directed by the Bench.**

- 1. Learned Counsel / Party-in-person are requested to join the Video Conferencing for their respective items / cases by entering their name / identity and item number in correct manner.**

- 2. Learned Counsel / Party-in-person are requested to not switch OFF their camera as long as they are connected in the Video Conferencing session.**

- 3. Connectivity of Learned Counsel / Party-in-person to VC session may be subject to compliance of (1), (2) and (3) above. If any participant in the Video Conferencing session is found to have joined without having entered his/her name / identity and item number in correct manner or if any participant is found to be keeping the camera turned OFF during the Video Conferencing then such participant(s) may be disconnected from the VC session or dealt with in the manner directed by the Hon'ble Bench.**

Learned Counsel/Parties in person are requested to follow the below mentioned instructions carefully while joining V.C. through the respective link. In case of any difficulty, the helpline numbers assigned to a particular Bench may please be contacted.

1. Learned Counsel/ Party-in-Person shall join the V.C. one item prior to his/her matter in order to prevent undue load in the V.C. session which may lead to disconnection and disruption in Court proceeding e.g. Learned Counsel whose case is listed at item no.11 shall join the V.C. only when item no.10 is taken up by the Court and not before that.
2. Learned Counsel/Party-in-person shall keep their microphone muted except while interacting with the Bench.
3. Learned Counsel/Party-in-person whose cases are listed as item nos.1 & 2 shall join the V.C. sufficiently prior to start of Court time.
4. Learned Counsel/Parties are requested to regularly watch the Display Board website of the Hon'ble Court which is available at www.ohcdb.in to ascertain which Item Number is being taken up by the Bench. It is advised to keep the browser refreshed frequently while viewing this website to avoid lag in reflection of updated data in said website.
5. Any testing shall be concluded sufficiently prior to start of Court. Once the Court is in Session, no attempts should be made by anyone to join the V.C. except in the manner stated above.
6. Learned Counsel are requested to write their respective item numbers, wherever applicable, while joining the V.C. Session through Zoom Meetings.

All concerned are requested to cooperate with the above arrangements.

THE HIGH COURT OF ORISSA,

BY ORDER,

CUTTACK

SD/ SHIBASISH GIRI

27/05/2026

THE 27TH MAY, 2026

DEPUTY REGISTRAR (JUDL.)

Annexure-I

(Guidelines for appearing through Video Conferencing from Remote Locations)

If the learned Counsel intend to appear through Video Conferencing from their respective Homes/Offices/Any other Remote Location, they may please follow the procedure laid down below :-

1. Learned Counsel and Litigants may appear through Video Conferencing before a Bench by following the Zoom VC Manual at **Annexure-II**.
2. Learned Advocates / Parties-in-person may install “Zoom Meetings” in their devices for better experience.

Application in their Mobile Phones from Android Play Store or Apple Store.

3. The VC link for every Bench is mentioned in the CauseList Notice. While accessing this notice/document in soft format in website of Hon’ble Court, the concerned Advocates may please click such link for appearing before their concerned Bench. Please ensure that the link is not shared with anyone unconnected with the case. The Bench may direct for removal of any participant during Virtual Hearing for any reason deemed fit and proper.

In case of any difficulty, the helpline numbers assigned to a particular Bench may please be contacted.

4. The concerned Bench may direct as to which and how many number of participants may be joined in VC session at a time keeping in view the functionality of VC software and various related factors.
5. Sometimes to avoid disturbance or overlapping of sound or upon direction of the Bench, the operator may restrict the unmuting facility. In such a case, Kindly wait till your item number is called. Please do not unmute the microphone until your item number reaches. Microphone should again be muted once the interaction with the Bench is over.
6. During video conferencing, the Advocates/ parties-in-person are requested to keep the screen rotation of their mobile on and to hold the mobile phone in landscape position.
7. If for any reason, Video conferencing cannot be held through Zoom Application, the case may be heard in any other method as the Bench directs.
8. Robust bandwidth/network connectivity has to be ensured by the Advocate/Party in such device through which it is intended to join the Video Conferencing. It shall also be the responsibility of the Advocate/Party to arrange camera, microphone etc which are required for joining Video Conferencing.
9. It is highly important that if VC is being joined through a mobile phone then its network signal should be steady and no call should be made to / from such phone during VC session or else the connection shall get disrupted.

10. In case for any reason connection gets disconnected before the hearing of the matter is over, Advocates/Parties shall again follow the same method as stated above to rejoin the Video Conferencing.
11. All applicable decorum as maintained in a Courtroom shall be maintained by Advocates/Parties appearing through Video Conferencing and they should be properly dressed.
12. Only one person may speak at a time or else there will be overlapping of voices and echo shall be caused thereby disturbing the proceeding. The participant of the VC who is not interacting with the Bench should mute the microphone to avoid disturbance/overlapping of sounds.
13. Silence should be maintained in the surrounding area so that there is no noise interference while the Hon'ble Bench and the Counsel are interacting through VC. **Surrounding noise or other kind of disturbance such as highspeed fan should be avoided as far as possible to ensure clear transmission of voice.**
14. If any participant of the VC shall perform any act which is either not related to the hearing or is done without the permission of the Bench then he/she may get disconnected from VC and action as directed by the Bench may be taken in the matter.
15. Recording and / or publishing or sharing of the VC proceeding is strictly prohibited.

N.B: Please refer to the Zoom User Manual in the next page (Annexure II).

ANNEXURE- II

ZOOM USER MANUAL

There are two options for connecting to Video Conferencing through Zoom:-

By clicking Zoom VC Link (through Desktop/ Laptop or Mobile Phone

By entering ZOOM Meeting ID and PASSCODE (through Desktop/ Laptop or MobilePhone)

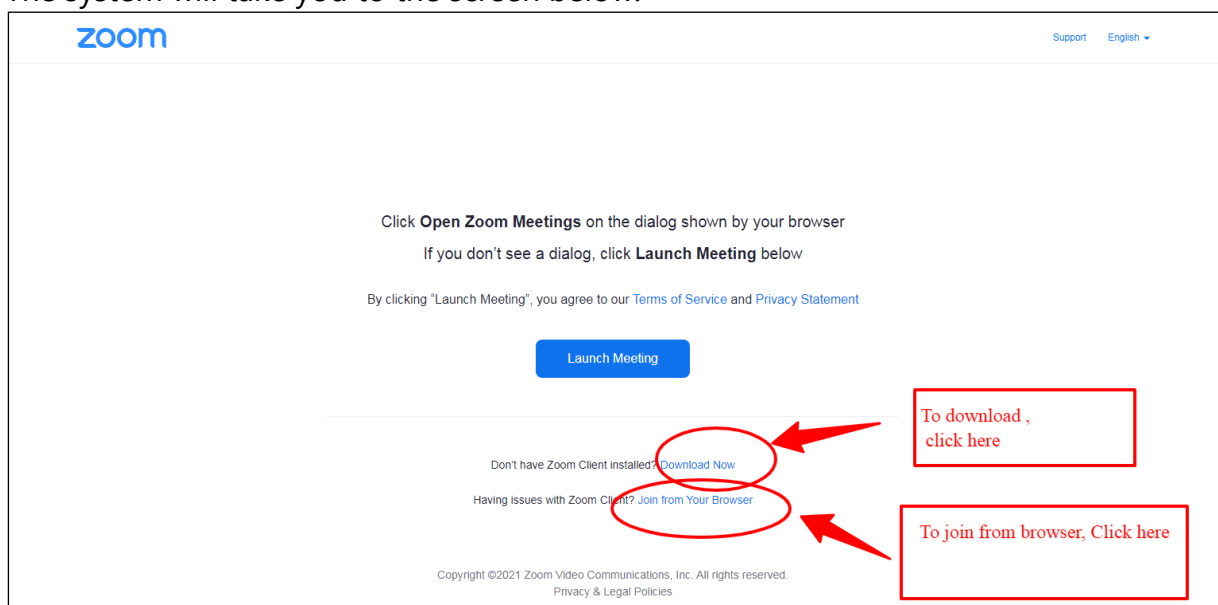
CONNECTING BY USING ZOOM VC LINK WHEN JOINING THROUGH LAPTOP/DESKTOP

1. Click on given Zoom Link published in the Cause List Notice for particular Bench.

For example: -

<https://us02web.zoom.us/j/84202003923>

The system will take you to the screen below:-

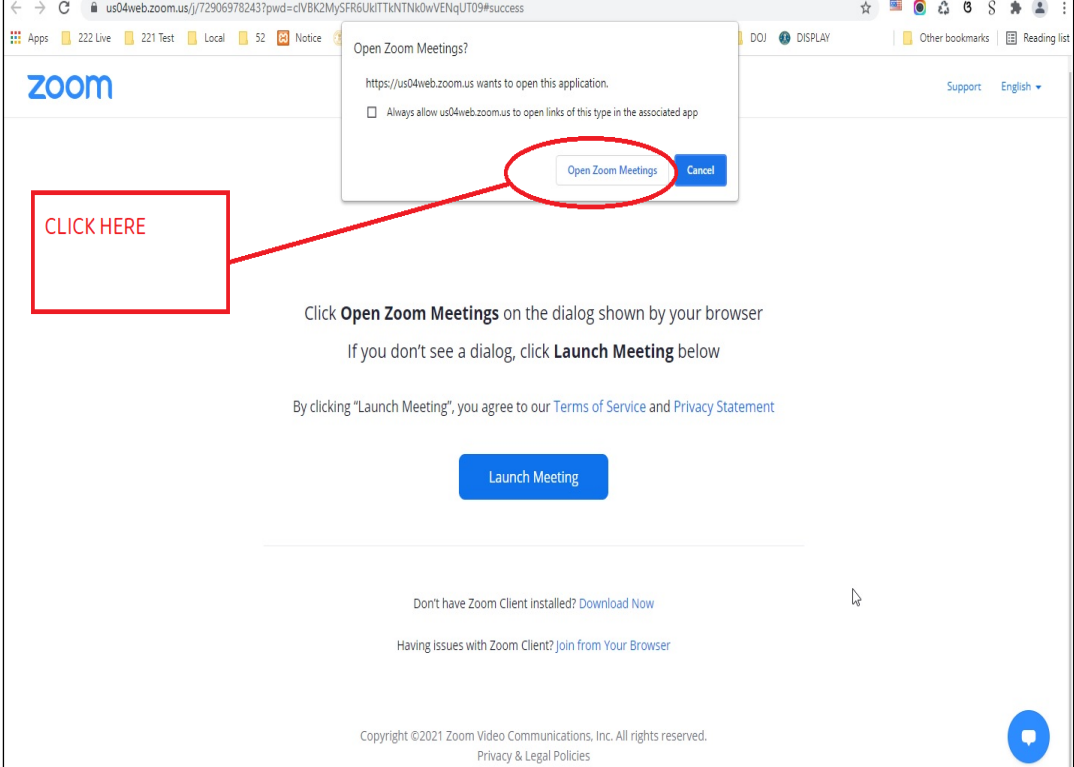


One can proceed to select download now option. After download is complete, please click on the downloaded file. Proceed to install. Wait till installation is complete.

or

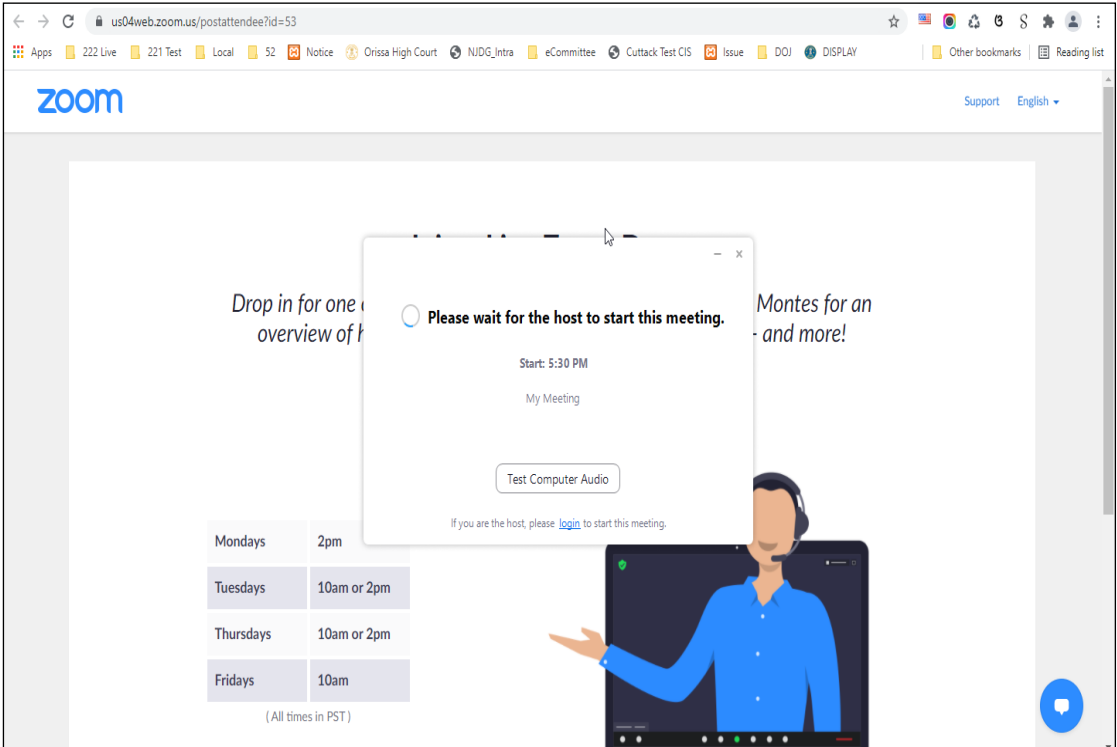
Select the option "Join from Your Browser".

2. Click on "Open Zoom Meetings".



The screenshot shows a web browser window displaying a Zoom meeting page. A browser dialog box titled "Open Zoom Meetings?" is open, asking for permission to open the application. The dialog box contains the text "https://us04web.zoom.us wants to open this application." and a checkbox labeled "Always allow us04web.zoom.us to open links of this type in the associated app". The "Open Zoom Meetings" button is circled in red, and a red box with the text "CLICK HERE" has an arrow pointing to it. Below the dialog box, the page text reads: "Click **Open Zoom Meetings** on the dialog shown by your browser. If you don't see a dialog, click **Launch Meeting** below. By clicking 'Launch Meeting', you agree to our [Terms of Service](#) and [Privacy Statement](#)." A blue "Launch Meeting" button is visible. At the bottom, there are links for "Don't have Zoom Client installed? Download Now" and "Having issues with Zoom Client? Join from Your Browser". The footer includes "Copyright ©2021 Zoom Video Communications, Inc. All rights reserved." and "Privacy & Legal Policies".

3. a) If the Video Conferencing has not started, then please wait until the host starts the VC.



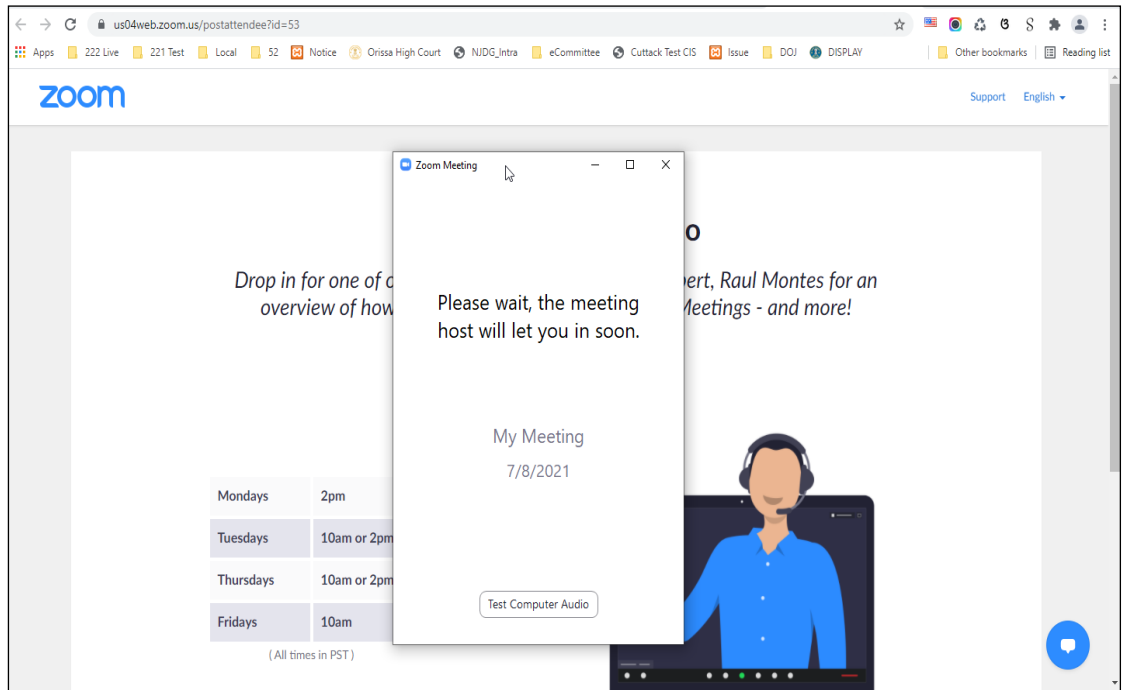
The screenshot shows a Zoom meeting page with a dialog box that says "Please wait for the host to start this meeting." The dialog box also displays "Start: 5:30 PM" and "My Meeting". Below the dialog box, there is a "Test Computer Audio" button and a link that says "If you are the host, please [login](#) to start this meeting." In the background, there is a calendar table showing meeting times for different days of the week. The table is as follows:

Mondays	2pm
Tuesdays	10am or 2pm
Thursdays	10am or 2pm
Fridays	10am

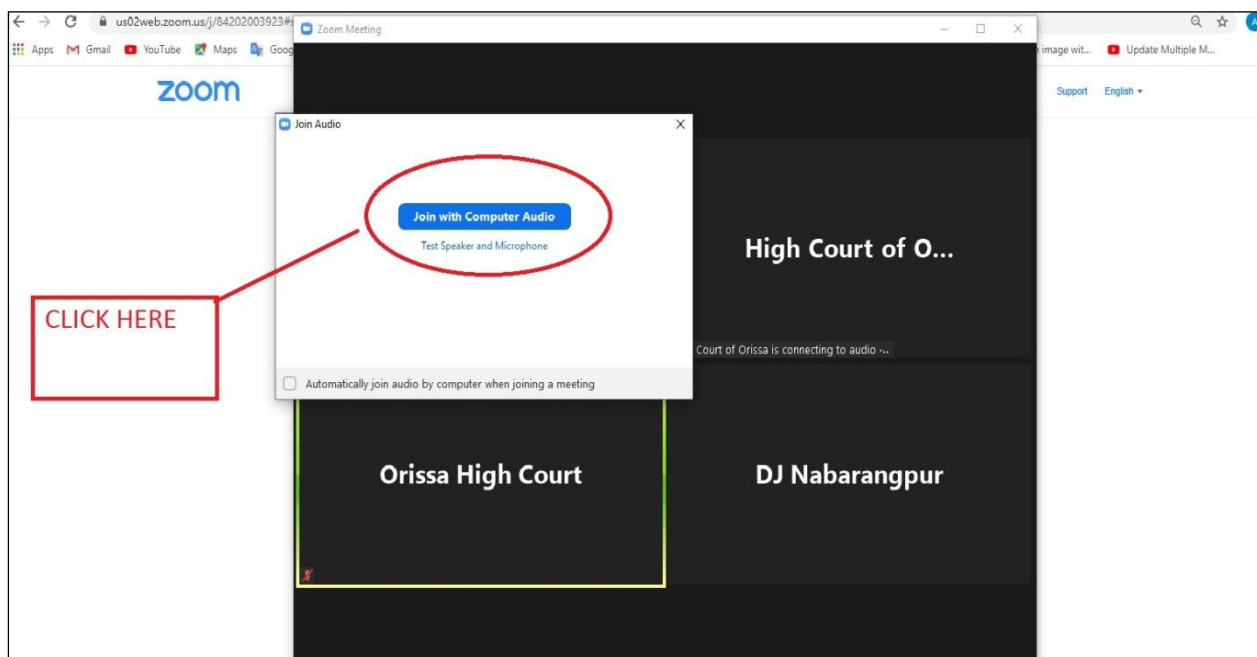
(All times in PST)

Below the table, there is an illustration of a person wearing a headset and a blue shirt, gesturing towards the meeting. The Zoom logo and navigation links are visible at the top of the page.

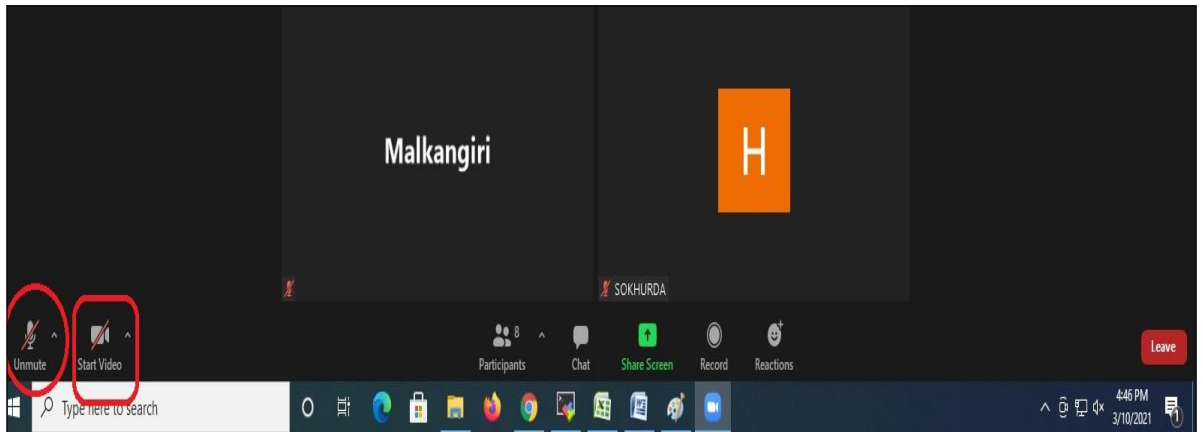
b) If virtual waiting Room has been enabled for a particular Bench, then the following message will be shown. In such a case, please wait for the host to let you in. This shall however be subject to the direction of the concerned Bench.



4. Select the option "Join with Computer Audio" to remain audible. The system may ask for permission to allow using the device camera and microphone. The same may be allowed.



5. Tap or click "Unmute" and "Start video". Please ensure that there is no red diagonal line across the video and microphone icons.



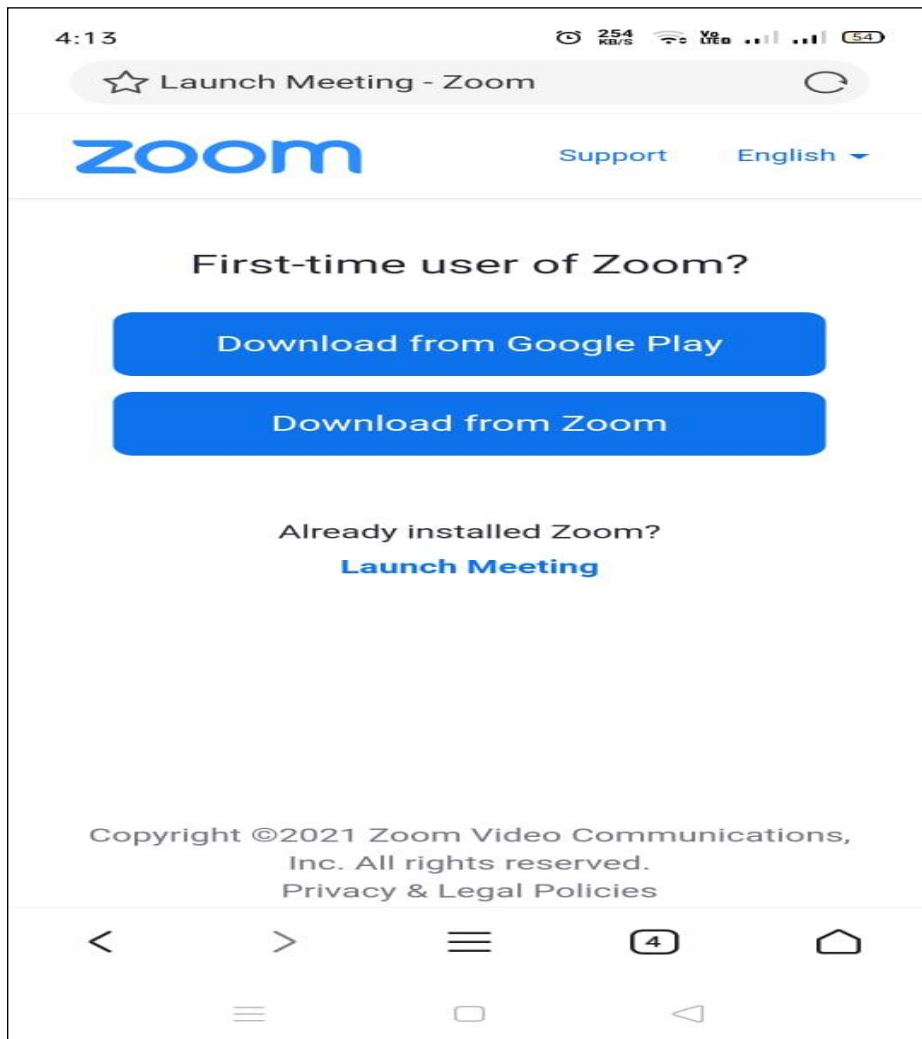
- You can select the camera or audio source you would like to use if you have available options.
- If you have only one camera or audio source, it will be selected by default.

CONNECTING TO ZOOM USING ZOOM LINK THROUGH MOBILE PHONE

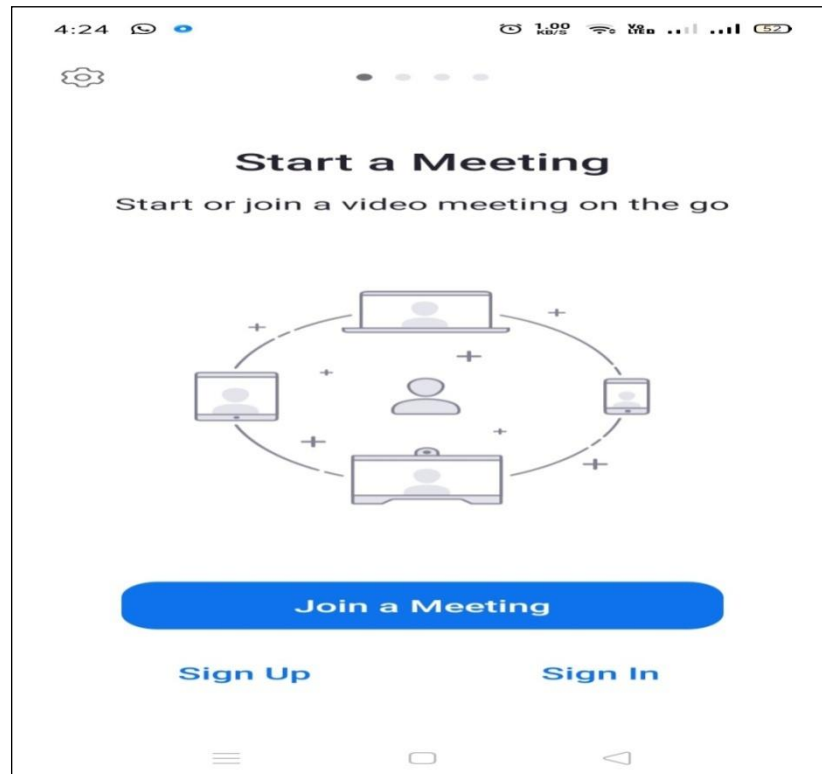
1. Click on given Zoom Link. For example:-

<https://us02web.zoom.us/j/84202003923>

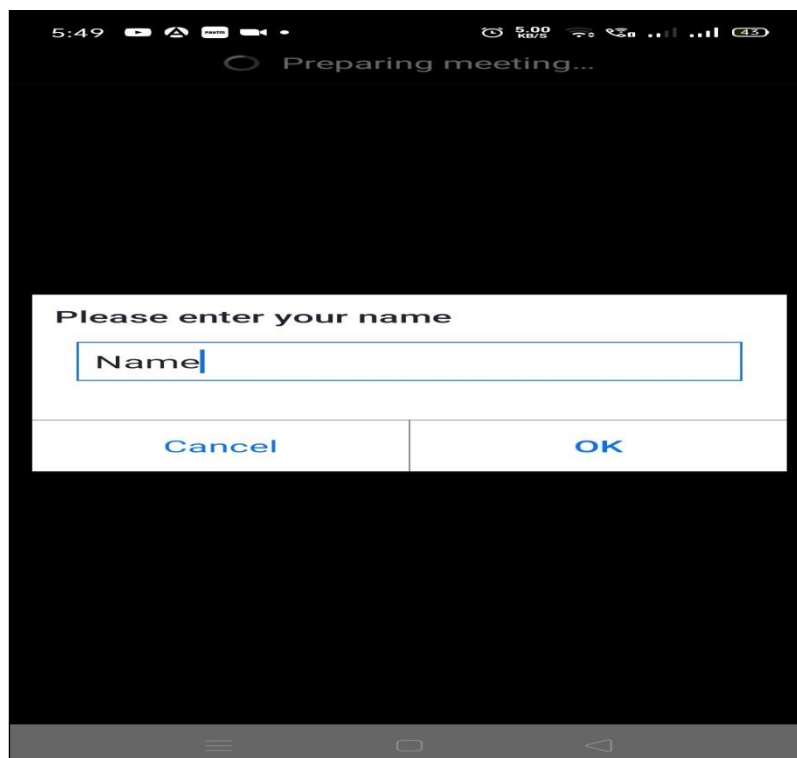
The system will take you to the following screen:-

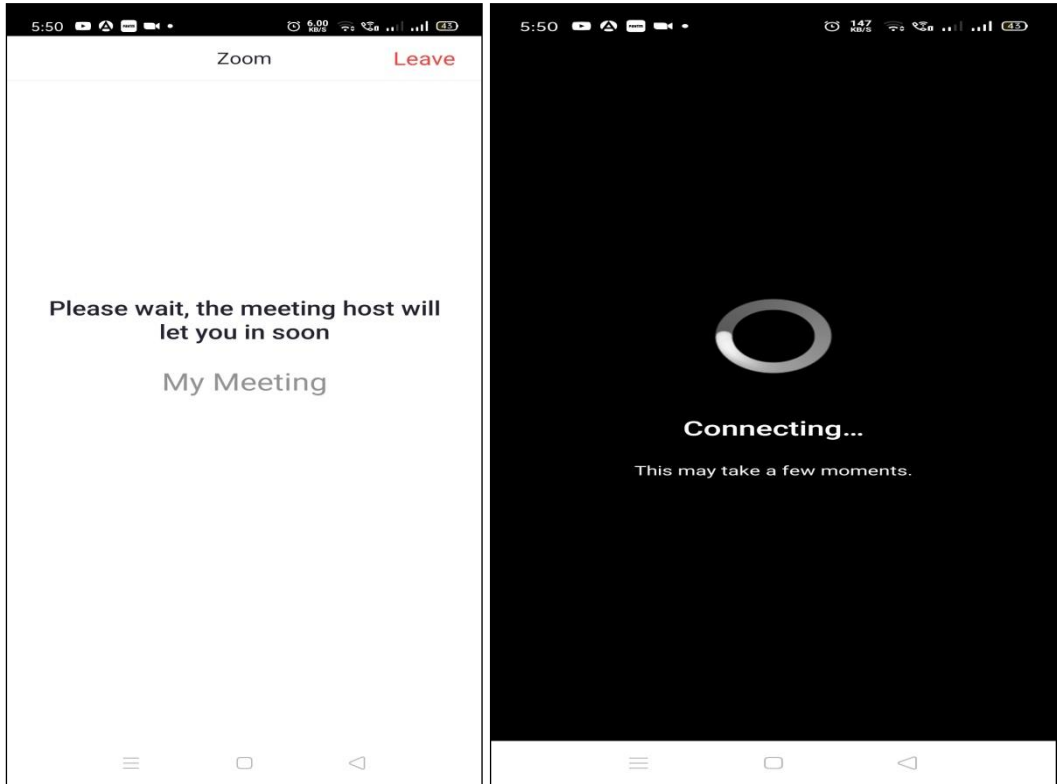


One can proceed to select download option depending on the Mobile Phone in use.
Wait till installation is complete




Enter your Name or any other details





2. Select **“Join with Computer Audio”** or **“Join with Wifi or Cellular data”** to remain audible.



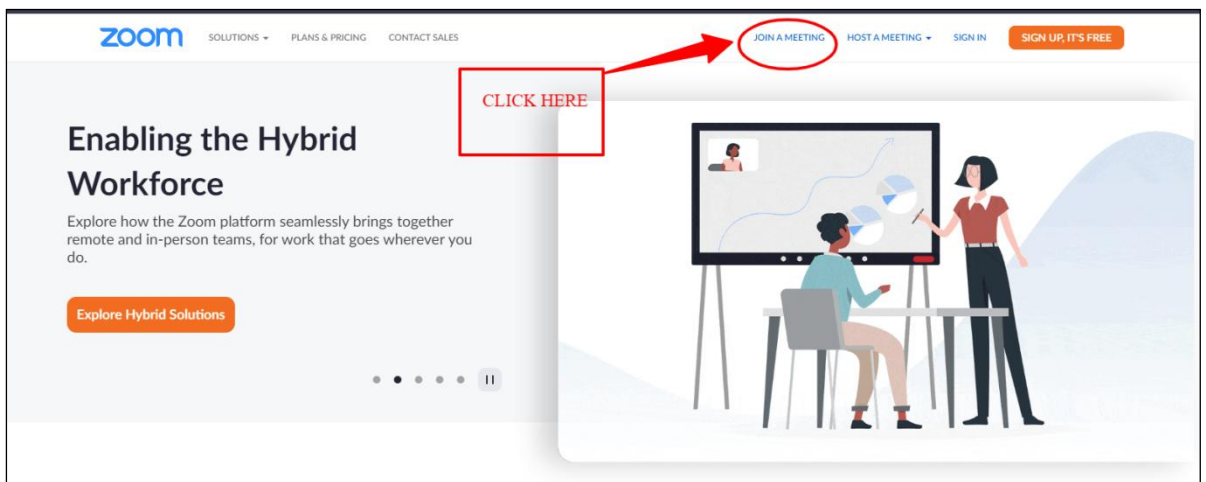
**CLICK THIS TO
REMAIN AUDIBLE IN
VC**

3. You have connected successfully to the zoom meeting.

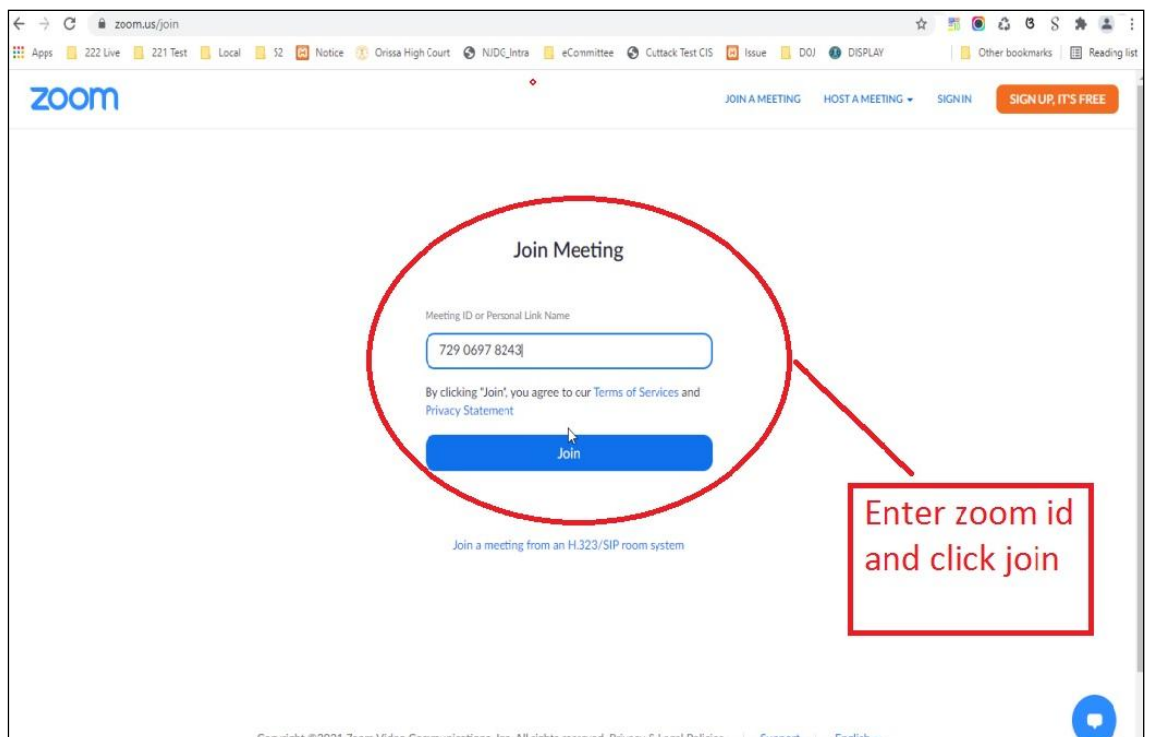


CONNECTING TO ZOOM USING ZOOM ID AND PASSCODE(Joining through Laptop/Desktop)

1. Click on Zoom from google and then Click on "Join a Meeting":-



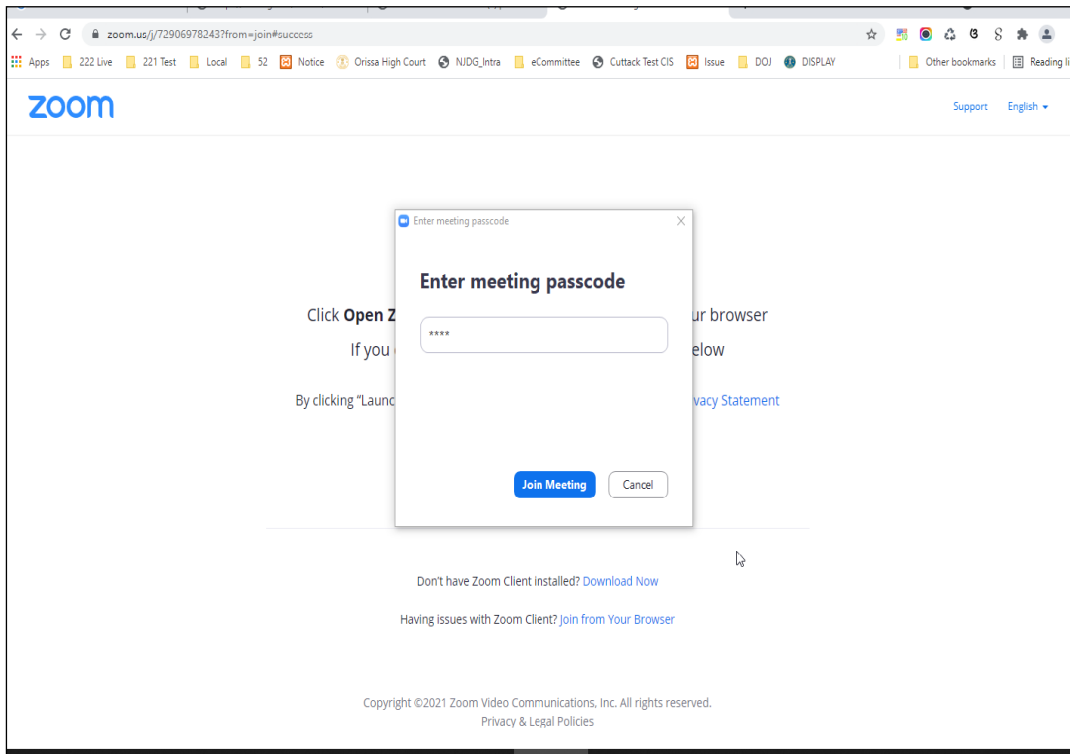
2. Enter Your meeting ID and click on join.



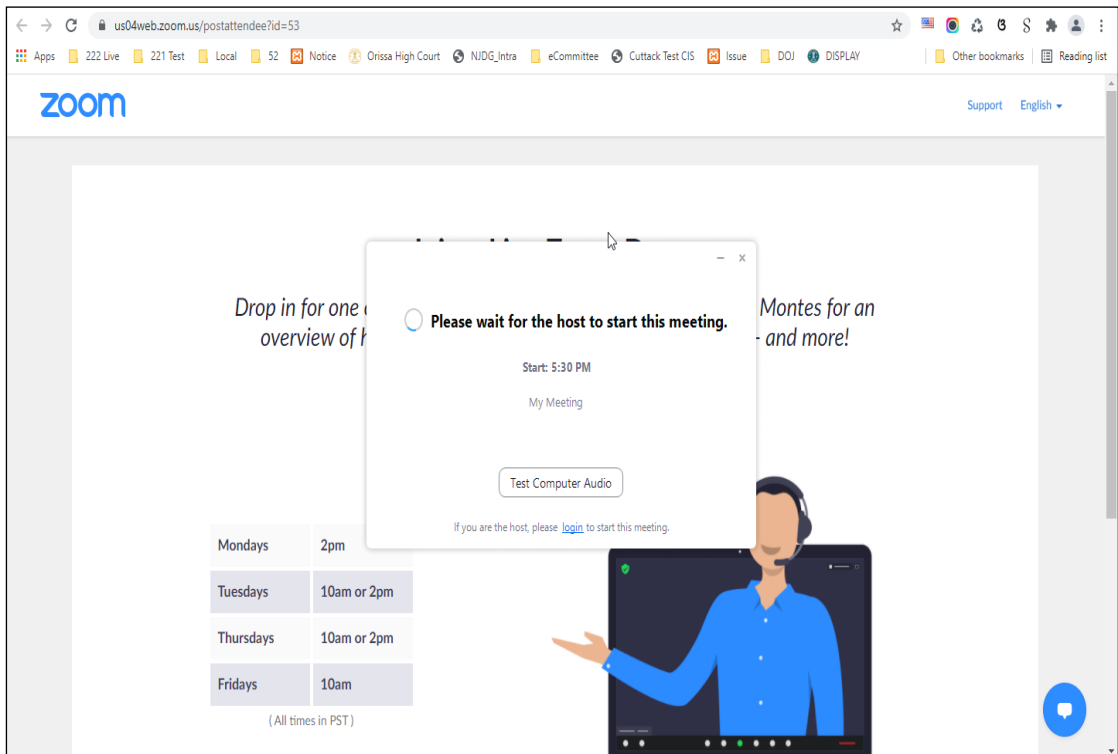
3. Click on "open zoom meetings".

The screenshot shows a web browser window displaying the Zoom website. A modal dialog box titled "Open Zoom Meetings?" is centered on the screen. The dialog contains the text "https://us04web.zoom.us wants to open this application." and a checkbox labeled "Always allow us04web.zoom.us to open links of this type in the associated app". Below the checkbox are two buttons: "Open Zoom Meetings" and "Cancel". A red circle highlights the "Open Zoom Meetings" button. A red box on the left side of the page contains the text "CLICK HERE" with a red arrow pointing to the highlighted button. The background of the Zoom website is visible, including the Zoom logo, a "Launch Meeting" button, and footer text: "Copyright ©2021 Zoom Video Communications, Inc. All rights reserved. Privacy & Legal Policies".

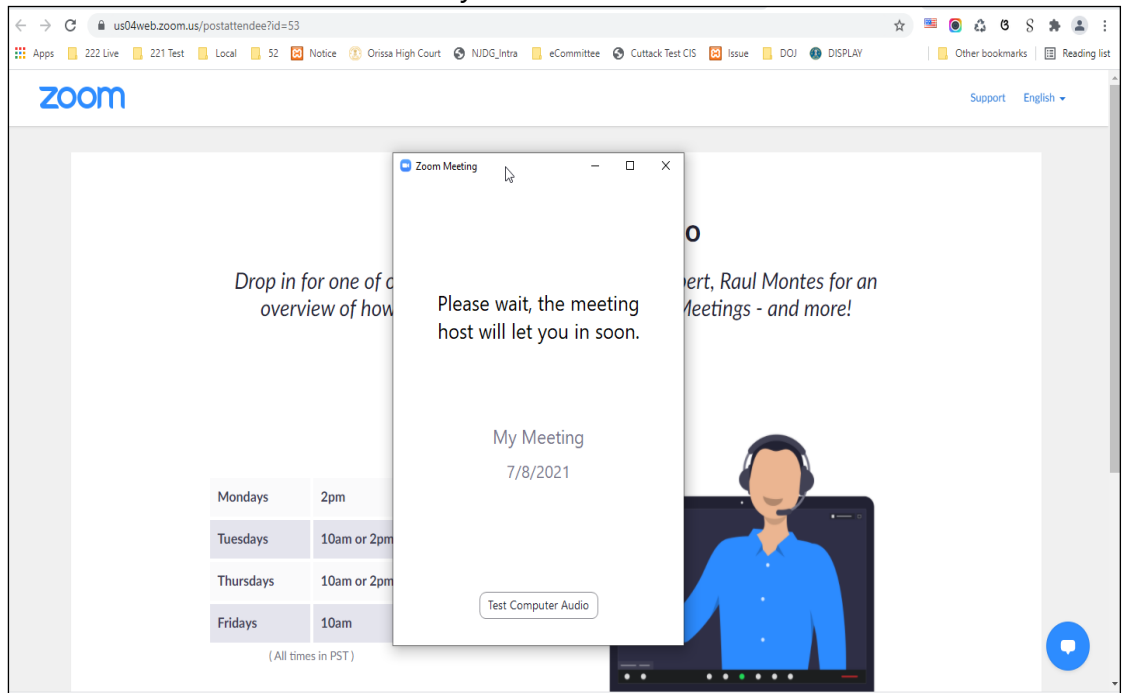
4. Enter meeting Passcode.



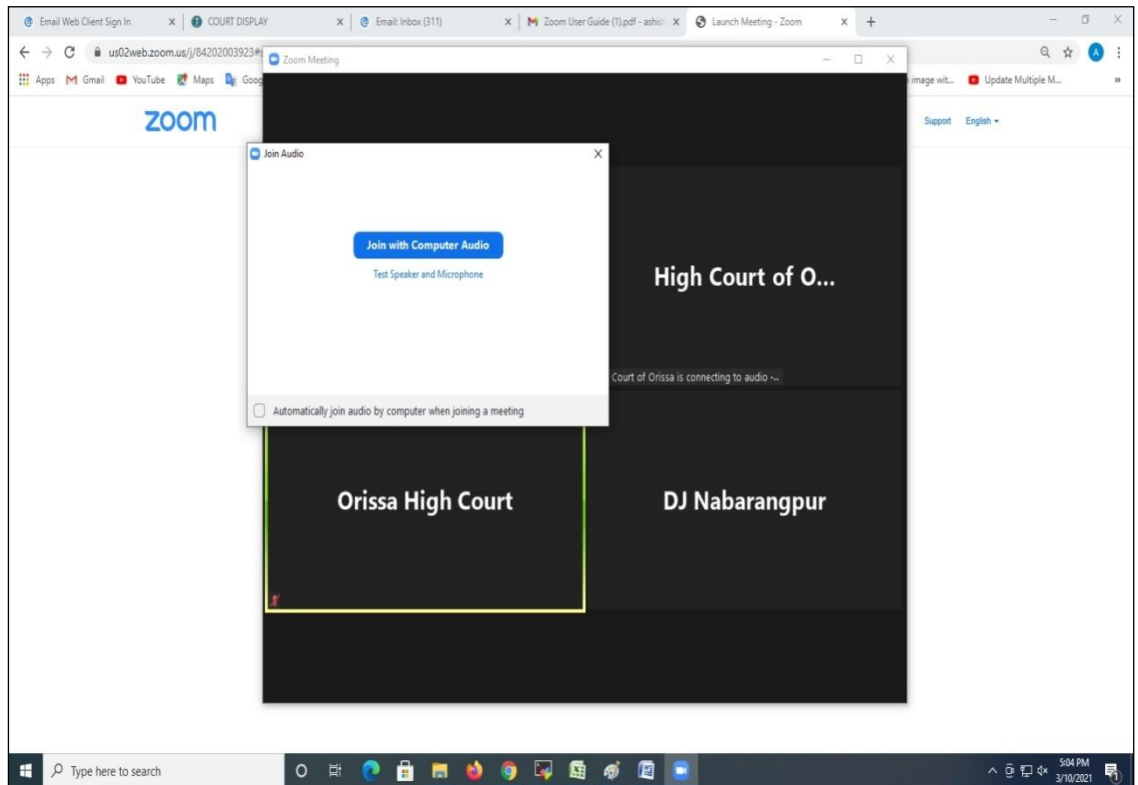
5. a) Please wait until the host starts the meeting.



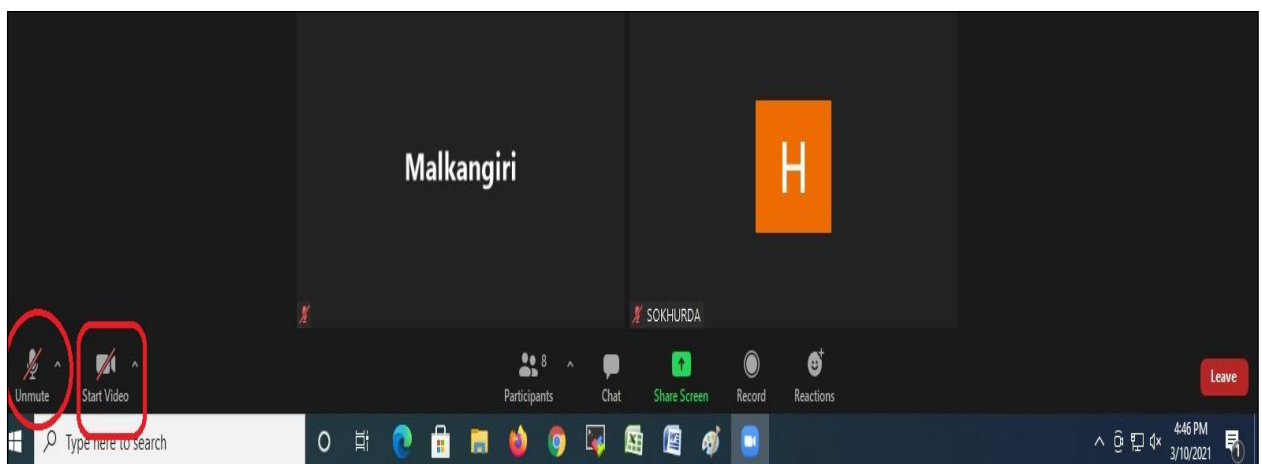
b) Please wait until the hosts let you in.



6. After admitted by Host select **“Join with Computer Audio”**.

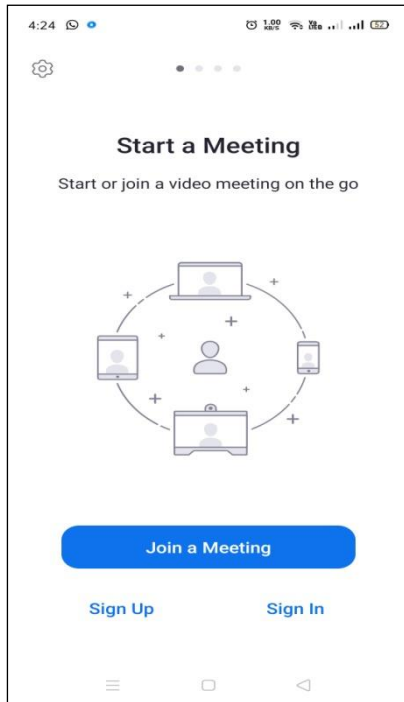


7. Tap or click "Unmute" and "Start video"; ensure that there is no red diagonal line across the video and microphone icons.
 - You can select the camera or audio source you would like to use if you have available options.
 - If you have only one camera or audio source, it will be selected default(above).

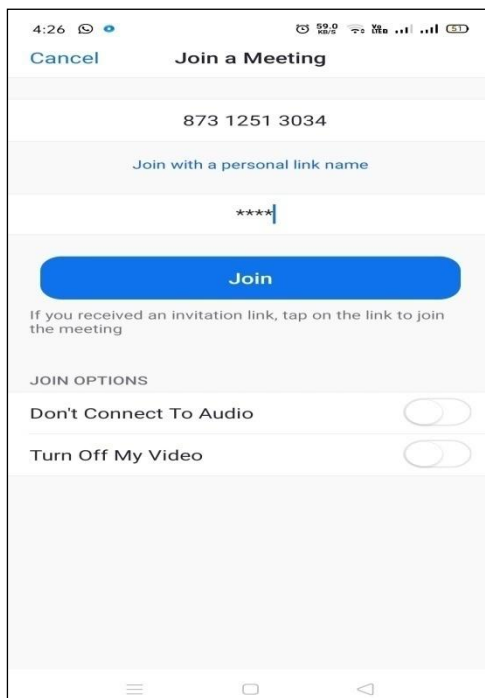


JOIN USING ZOOM ID AND PASSCODE THROUGH MOBILE PHONE

1. Open Zoom App installed in your Mobile phone.
2. Click on "**Join a Meeting**".

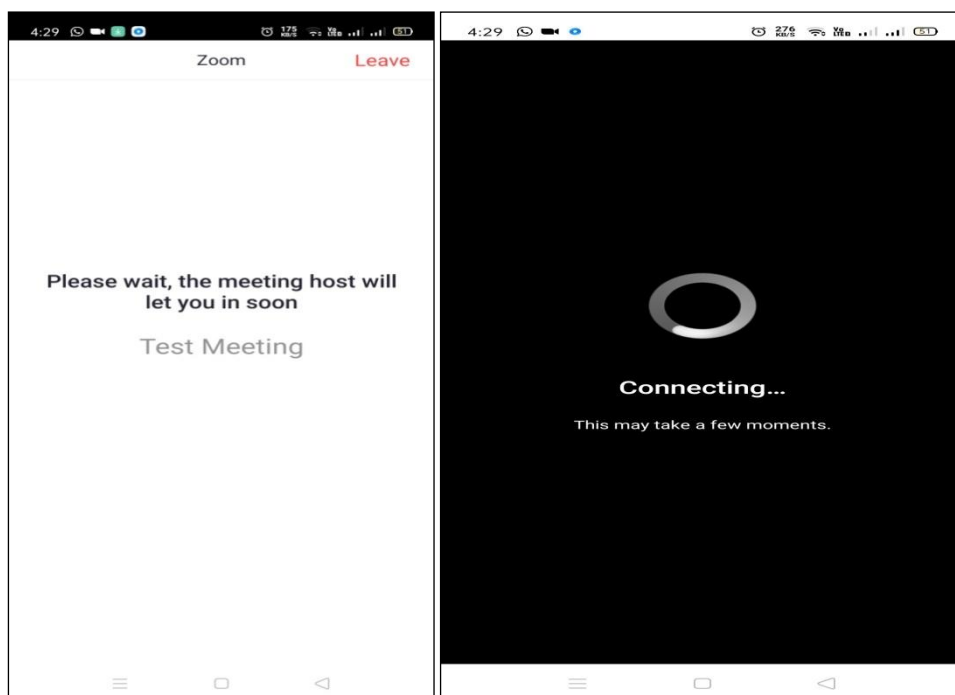
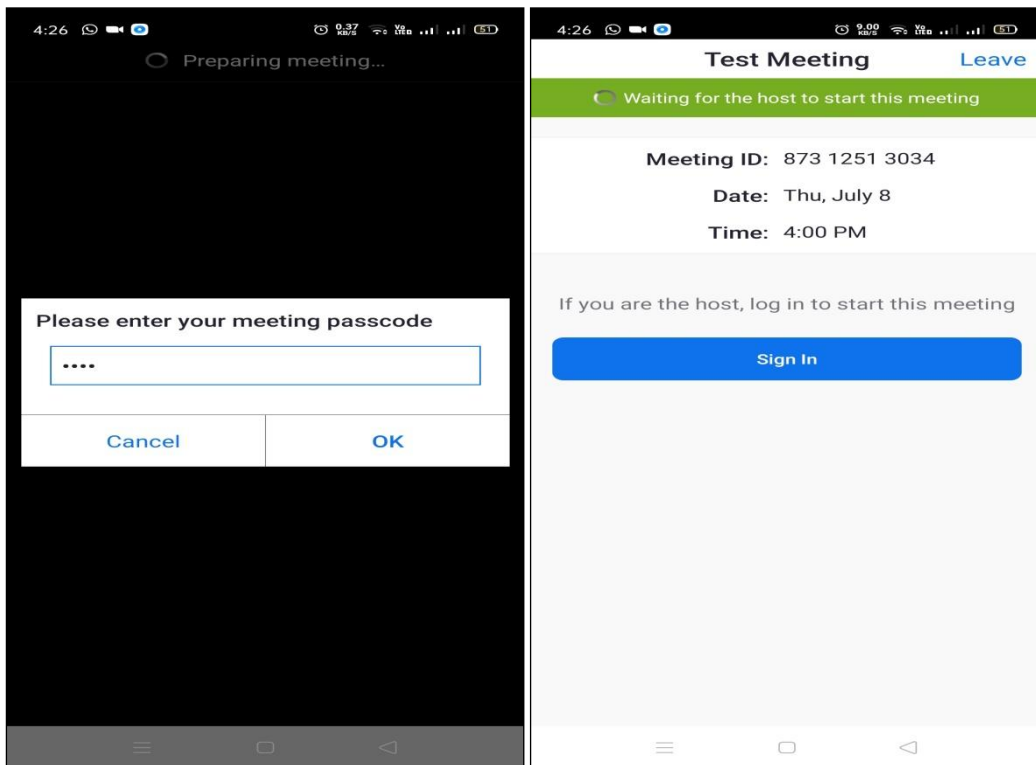


3. Enter Zoom ID as shown in image below:-

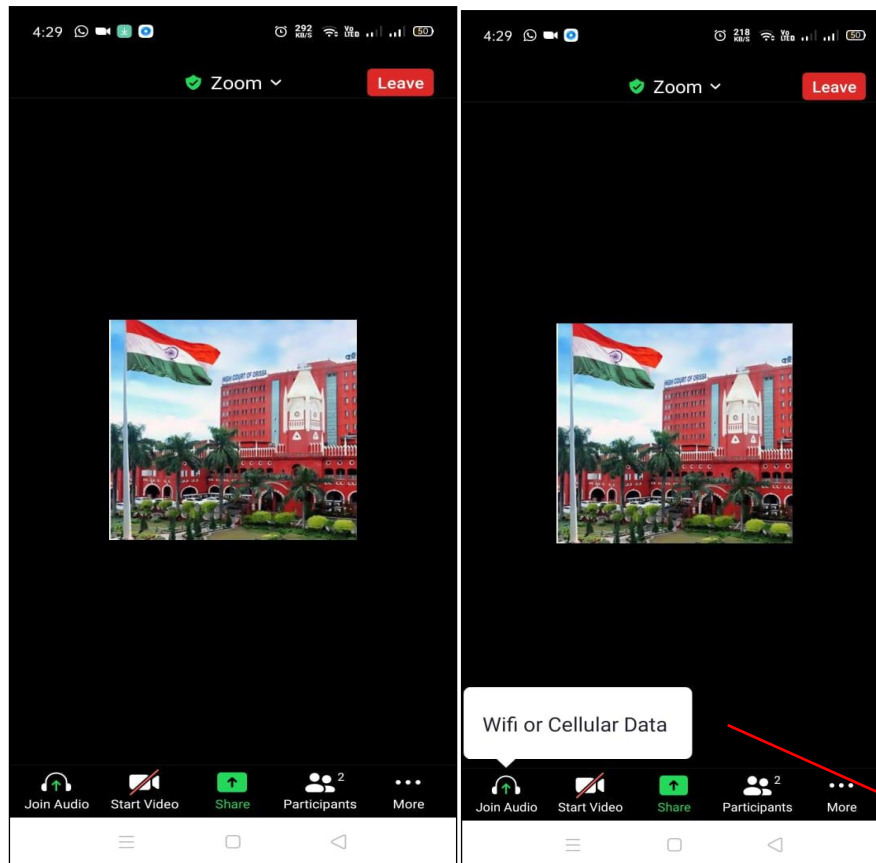


Always join with microphone muted and video off. The Camera may be turned on after joining and microphone may be unmuted when necessary.


4. Please enter Your Meeting passcode and wait until the host starts the meeting.



5. After admitted by Host, select the option **“Join with Computer Audio”** or **“Join with Wifi or Cellular data”**.



6. You have connected successfully to the zoom meeting.



IN THE HIGH COURT OF ORISSA: CUTTACK
ACCOMMODATION LIST

The accommodation is not applicable to the urgent matters, specifically adjourned cases and the case(s) where the counsel for other side oppose(s).

The following counsels (s) are on accommodation on the date/dates mentioned against each.

Sl. No.	Name of the Counsel(s)	Date(s)
1.	Mr. Niranjan Panda-1	From 14.05.2026 to 22.05.2026 From 22.06.2026 to 06.07.2026
2.	Mr. Himanshu Sekhar Mishra	From 11.05.2026 to 08.07.2026
3.	Mr. Biswamohan Pattanaik(2)	From 22.05.2026 to 05.07.2026
4.	Mr. Devashis Panda	From 27.05.2026 to 04.06.2026

THE HIGH COURT OF ORISSA
CUTTACK
DATE: 27th May, 2026

BY ORDER
SD/ SHIBASISH GIRI
DEPUTY REGISTRAR (JUDL.)